

**MOTOFINO MF 50-QT**  
**FIG. 1 FRONT WHEEL**



PART NO.	REF.	DESCRIPTION	RETAIL
50-4-001	1	TIRE	CALL FOR PRICE
50-4-002	2	NOZZLE	6.5
50-4-003	3	RIM	CALL FOR PRICE
50-4-004	4	DISK BRAKE	49.95
50-4-005	5	SCREW, DISK BRAKE	5.95
50-4-006	6	FRONT AXLE	12.95
50-4-008	7	SCREW, LOCK	1.95
50-4-009	8	COLLAR, FR WHEEL	4.95
50-4-010	9	OIL SEAL, FR.WHEEL	5.95
50-4-011	10	SPEEDO GEAR	39.95
50-4-012	11	SLEEVE, FR.WHEEL	5.95
50-4-013	12	BEARING	12.95
50-4-014	13	BEARING	12.95




FIG. 2 REAR WHEEL



PART NO.	REF.	DESCRIPTION	RETAIL
50-4-015	1	NUT LOCK	1.95
50-4-016	2	TIRE	CALL FOR PRICE
50-4-017	3	NOZZLE	6.5
50-4-018	4	RR.RIM	CALL FOR PRICE




FIG. 3 FRONT FRAME



PART NO.	REF.	DESCRIPTION	RETAIL
50-4-019	1	MOUNTING NUT, STEERING ITEM	
50-4-020	2	UP BEARING, FR FORK	
50-4-021	3	BOTTOM BEARING, FR FORK	
50-4-022	4	STEERING ITEM ASSY	109
50-4-023	5	HEX FLANGE BOLT	0.95
50-4-024	6	FR R SHOCK ABSORBER	69.95
50-4-025	7	FR L SHOCK ABSORBER	69.95
50-4-026	8	MOUNTING BRACKET ASSY, FR FENDER	22.95
50-4-027	9	CROSS RECESSED SCREW	0.95
50-4-028	10	NUT, LOCK	
50-4-029	11	UP RETAINER	
50-4-030	12	BOTTOM RETAINER	
50-4-031	13	BEARING SET-1,2,3,10,11,12	39.95

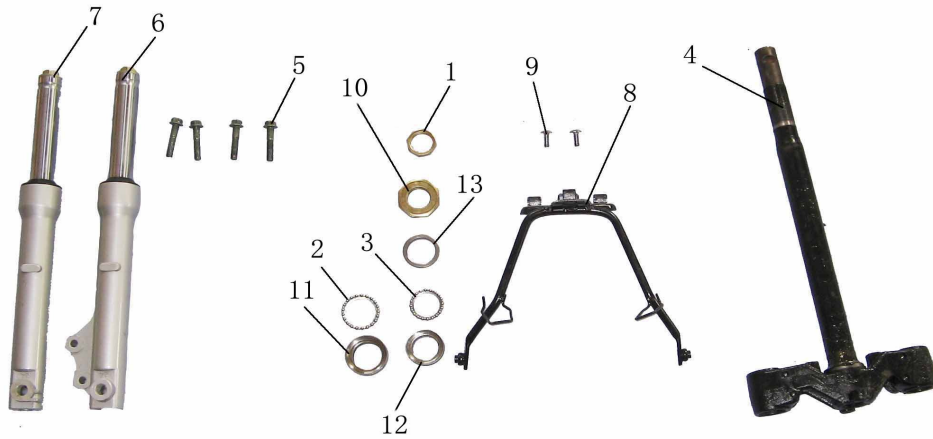


FIG. 4 SHOCK ABSORBER



PART NO.	REF.	DESCRIPTION	RETAIL
50-4-032	1	RR SHOCK ABSORBER	49.95
50-4-033	2	BOLT	0.95
50-4-034	3	BOLT	0.95
50-4-035	4	SPRING , MAIN STAND	4.95
50-4-036	5	MAIN STAND ASSY.	39.95
50-4-037	6	MAIN STAND AXIS	12.95
50-4-038	7	RUBBER FRAME GUARD	2.95
50-4-039	8	BUSH, MAIN STAND	3.95
50-4-040	9	COTTER PIN	0.95
50-4-041	10	SIDE STAND	24.95
50-4-042	11	SPRING, SIDE STAND	4.95
50-4-043	12	BOLT, SIDE STAND	1.95

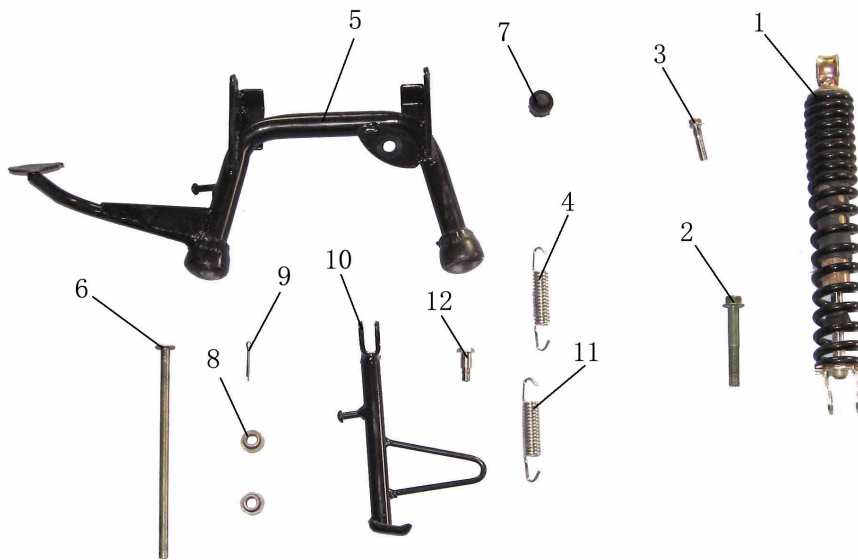


FIG. 5 ELECTRICAL



PART NO.	REF.	DESCRIPTION	RETAIL
50-4-044	1	ELECTRICAL HARNESS-REAR	59.95
50-4-045	2	HEX FLANGE BOLT	0.95
50-4-046	3	IGNITION SWITCH ASSY	79.95
50-4-047	4	HEX FLANGE BOLT	0.95
50-4-048	5	HORN	12.95
50-4-049	6	RELAY, BLINKER	14.95
50-4-050	7,14	BATTERY	54.95
50-4-051	8	RELAY, STARTING	24.95
50-4-052	9	NUT	0.95
50-4-053	10,13	IGNITION COIL	29.95
50-4-054	11	CDI	34.95
50-4-055	12	RECTIFIER	34.95
50-4-056	13	COVER, PLUG SPARK	9.95
50-4-057	14	ELECTROLYTE	
50-4-058	15	RUBBER CHUNK	6.5
50-4-059	16	GROUND WIRE	7.95
50-4-060	17	ELECTRICAL SOURCE, WIRE	7.95
50-4-061	18	SWITCH, TURNING LIGHT	9.95
50-4-062	19	KILL SWITCH	9.95
50-4-063	20	SWITCH, ELECTRICAL START	9.95
50-4-064	21	SWITCH, HORN	9.95
50-4-065	22	SWITCH, DIMMER	9.95
50-4-066	23	CABLE TIE	




FIG. 6 HEAD LIGHT ASSY



PART NO.	REF.	DESCRIPTION	RETAIL
50-4-067	1	CABLE, FR, LIGHT	
50-4-068	2	BULB, FR, LIGHT	12.95
50-4-069	3	COVER, FR, LIGHT	
50-4-070	4	FR LIGHT ASSY	49.95
50-4-071	5	PRESS SPRING, FR LIGHT	
50-4-072	6	BULB, FR, LIGHT	5.95




FIG. 7 FRONT REAR HALF, HEADCOVER



PART NO.	REF.	DESCRIPTION	RETAIL
50-4-073	1	FR PART, HELMET	49.95
50-4-074	2	CROSS RECESSED PLAIN HEAD SCREW	0.95
50-4-075	3	REAR PART, HELMET	49.95
50-4-076	4	TAPPING SCREW	0.95



FIG. 8 OPERATIONAL SYSTEM



PART NO.	REF.	DESCRIPTION	RETAIL
50-4-077	1	THROTTLE GRIP	10.95
50-4-078	2	HANDLEBAR	59.95
50-4-079	3	BOLT	0.95
50-4-080	4	NUT, LOCK	0.95
50-4-081	5	CABLE, THROTTLE	29.95
50-4-082	6	CABLE R, BRAKE	29.95
50-4-083	7	R.RR.MIRROR	18.95
50-4-084	8	L.RR.MIRROR	18.95
50-4-085	9	L.GRIP	10.95
50-4-086	10	NUT	0.95
50-4-087	11	cable holder throttle-11,12,13	18.95
50-4-088	12	BOTTOM HOLDER, THROTTLE	
50-4-089	13	CROSS RECESSED SCREW	
50-4-090	14	SWITCH, RR, BRAKE	12.95
50-4-091	15	LEVER R BRAKE	14.95
50-4-092	16,17	HOLDER, L BRAKE LEVER	24.95
50-4-093	17	FIXING CLIP, L BRAKE GRIP HOLDER	
50-4-094	18	HEX FLANGE BOLT	0.95
50-4-095	19	BOLT, RR BRAKE GRIP	0.95
50-4-096	20	HEX NUT	0.95
50-4-097	21	WASHER	0.95

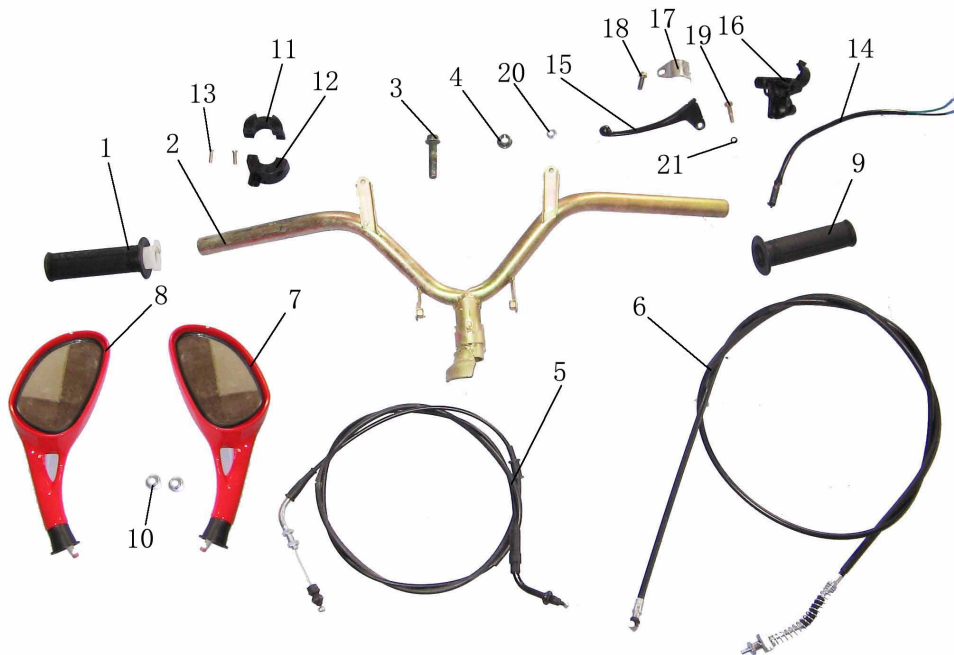




FIG. 9 INSTRUMENT CLUSTER

PART NO.	REF.	DESCRIPTION	RETAIL
50-4-098	1	TAPPING SCREW	
50-4-099	2	METER ASSY	
50-4-100	3	BULB, METER	3.95
50-4-101	4	FRONT HARNESS	49.95
50-4-102	5	SPEEDOMETER CABLE	29.95
50-4-103	6	COVER, METER	
50-4-104	7	PARTS2, 6-INSTRUMENT CLUSTER	69.95

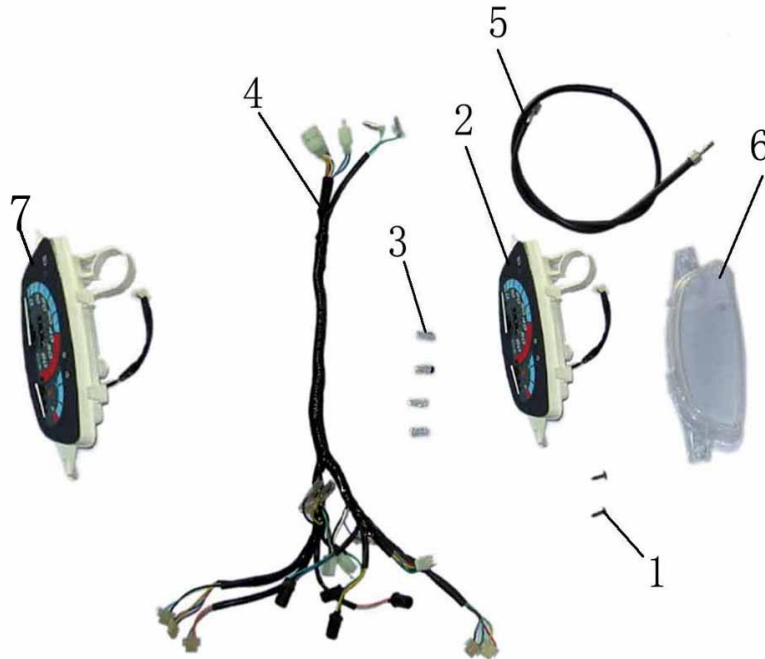


FIG.10 HEADLIGHT FRONT FLASHER LIGHT



PART NO.	REF.	DESCRIPTION	RETAIL
50-4-105	1	TAPPING SCREW	
50-4-106	2	HOUSE, R.FR.TURNING LIGHT	
50-4-107	3	COVER, R.FR.TURNING LIGHT	
50-4-108	4	TAPPING SCREW	
50-4-109	5	BULB, TURNING LIGHT	
50-4-110	6	HOUSE, L.FR.TURNING LIGHT	
50-4-111	7	COVER, L.FR.TURNING LIGHT	
50-4-112	8	R.FR.TURNING LIGHT COMP.	19.95
50-4-113	9	L.FR.TURNING LIGHT COMP.	19.95
50-4-114	10	CABLE, TURNING LIGHT	




FIG.11 FRONT COVER AND FENDER



PART NO.	REF.	DESCRIPTION	RETAIL
50-4-115	1	FR.DECORATIVE COVER	19.95
50-4-116	2	FR.COVER	49.95
50-4-117	3	FR PART, FR FENDER	49.95
50-4-118	4	TAPPING SCREW	0.95
50-4-119	5	RR PART, FR FENDER	29.95
50-4-120	6	HEX FLANGE BOLT	0.95
50-4-121	7	FR BOARDING	89.95
50-4-122	8	TAPPING SCREW	0.95




FIG. 12 INNER BODY



PART NO.	REF.	DESCRIPTION	RETAIL
50-4-123	1	RR UP PART, FR COVER	49.95
50-4-124	2	HANGER	6.95
50-4-125	3	SCREW	0.95
50-4-126	4	RR BOTTOM PART, FR BOARDING	89.95
50-4-127	5	COVER, VIN NO .OBSERVE HOLE	6.95
50-4-128	6	SCREW.LOCK	0.95
50-4-129	7	SCREW.LOCK	0.95




FIG. 13 FLOORBOARD



PART NO.	REF.	DESCRIPTION	RETAIL
50-4-130	1	TAPPING SCREW	0.95
50-4-131	2	COVER, BATTERY BOX	12.95
50-4-132	3	BATTERY BOX	24.95
50-4-133	4	BOLT	0.95
50-4-134	5	FOOTREST	99.95
50-4-135	6	CLIP	0.95
50-4-136	7	BOTTOM COVER	24.95
50-4-137	8	FOOTREST MAT	24.95
50-4-138	9	CROSS RECESSED BOLT	0.95
50-4-139	10	HEX FLANGE NUT	0.95
50-4-140	11	HEX FLANGE BOLT	0.95




FIG. 14 SEAT



PART NO.	REF.	DESCRIPTION	RETAIL
50-4-141	1	SEAT	109
50-4-142	2	NUT	0.95
50-4-143	3	CROSS RECESSED SCREW	0.95
50-4-144	4	LUGGAGE CARRIER INSIDE COVER	12.95
50-4-145	5	LUGGAGE CARRIER	69.95
50-4-146	6	SEAL STRIP, SADDLE	12.95
50-4-147	7	HINGER, SADDLE	7.95
50-4-148	8	AXIS, SADDLE HINGER	5.95
50-4-149	9	HEX FLANGE BOLT	0.95
50-4-150	10	BIG PLAIN WASHER	0.95
50-4-151	11	CAP NUT	1.95




FIG. 15 BODY PANELS



PART NO.	REF.	DESCRIPTION	RETAIL
50-4-152	1	CONNECTING BOARD, TAIL COVER	24.95
50-4-153	2	R. TAIL COVER	59.95
50-4-154	3	TAPPING SCREW	0.95
50-4-155	4	TAPPING SCREW	0.95
50-4-156	5	L. TAIL COVER	59.95
50-4-157	6	LOCK, SEAT-COMES WITH LOCK SET	
50-4-158	7	ENCLOSE BAND, TAIL LIGHT	18.95
50-4-159	8	R. BOARDING	29.95
50-4-160	9	CROSS RECESSED BOLT	0.95
50-4-161	10	L. BOARDING	29.95
50-4-162	11	MOUNTING BOARD, SEAT LOCK ↓	
50-4-163	12	11,12 --COMES WITH LOCK SET	
50-4-164	13	TAPPING SCREW	0.95

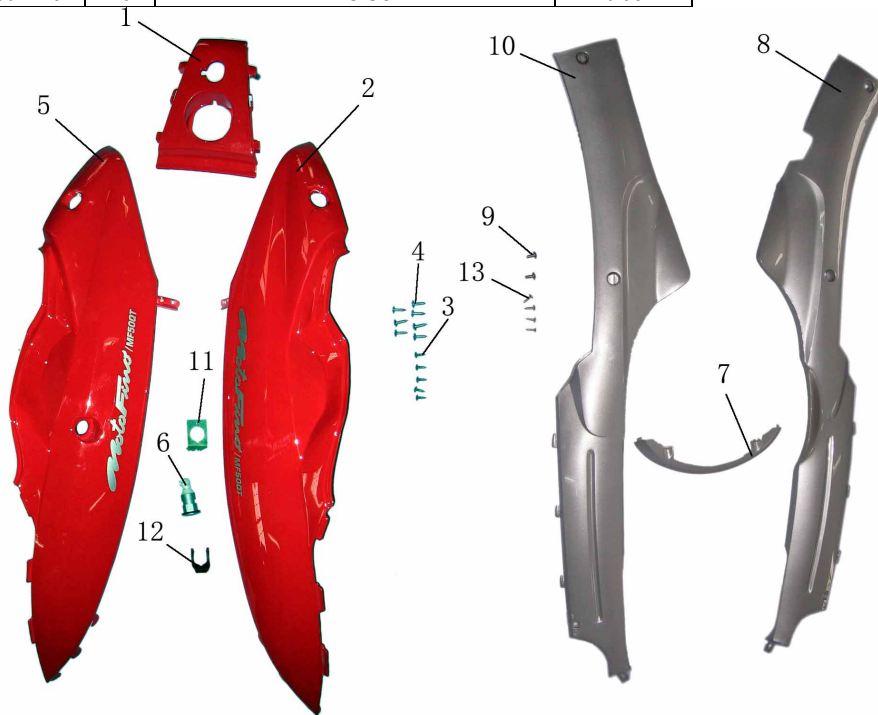


FIG. 16 TAIL LIGHT ASSEMBLY



PART NO.	REF.	DESCRIPTION	RETAIL
50-4-165	1	TAIL LIGHT	69.95
50-4-166	2	NUT	
50-4-167	3	BODY, TAIL LIGHT	
50-4-168	4	BULB, RR TURNING LIGHT	4.95
50-4-169	5	BULB, TAIL LIGHT	3.95
50-4-170	6	CLIP	
50-4-171	7	COVER, L. RR. TURNING LIGHT	
50-4-172	8	COVER, R. RR. TURNING LIGHT	
50-4-173	9	COVER, TAIL LIGHT	
50-4-174	10	TAPPING SCREW	
50-4-175	11	NUT	
50-4-176	12	RR. REFLECTOR	
50-4-177	13	BOLT	
50-4-178	14	CABLE ASSY, TAIL LIGHT	

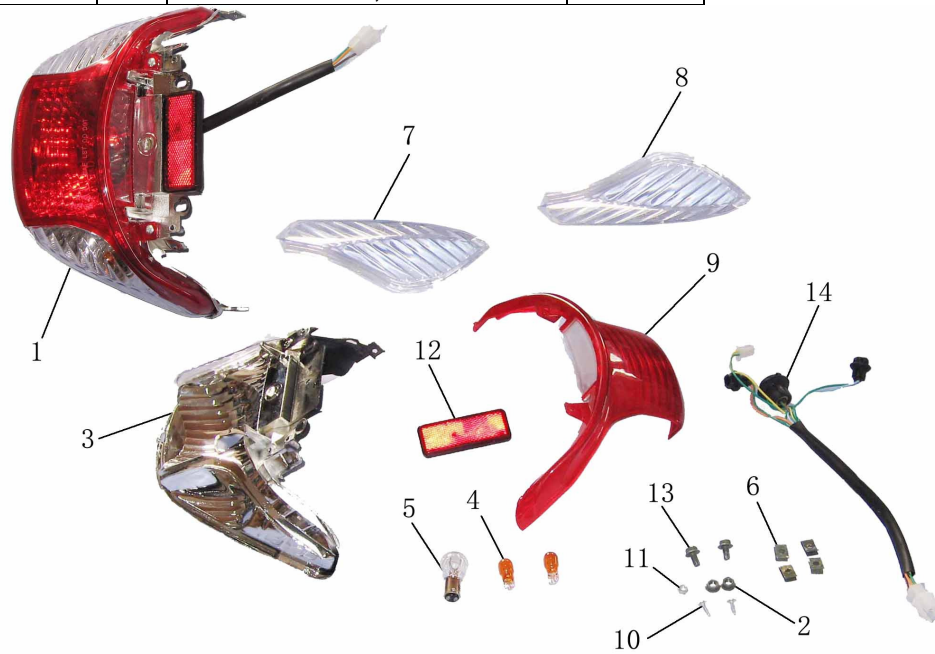




FIG. 17 GAS TANK ASSEMBLY



PART NO.	REF.	DESCRIPTION	RETAIL
50-4-179	1	PRESS COVER,SENSOR	7.5
50-4-180	2	FUEL SENSOR COMP.	14.95
50-4-181	3	GAS CAP-KEYED COMES WITH LOCK SET	
50-4-182	4	GAS TANK ASSY	49.95
50-4-183	5	FUEL COCK	34.95
50-4-184	6	CLIP I	0.95
50-4-185	7	TUBE I	
50-4-186	8	FILTER ASSY	4.95
50-4-187	9	TUBE II	
50-4-188	10	CLIP II	0.95
50-4-189	11	VACUUM TUBE	
50-4-190	12	12,13 FUEL COCK STRAINER	3.95
50-4-191	13	SEALER,STRAINER	
50-4-192	14	SEALER,SENSOR	6.5




FIG. 18 TAIL STOCK



PART NO.	REF.	DESCRIPTION	RETAIL
50-4-193	1	SMALL COVER, TAIL STOCK	
50-4-194	2	MOUNTING BOLT, TAIL STOCK	5.95
50-4-195	3	1,3 TAILSTOCK COVER	39.95
50-4-196	4	HEX FLANGE BOLT	0.95
50-4-197	5	DECORATION LIGHT COMP.	24.95
50-4-198	6	TAPPING SCREW	0.95
50-4-199	7	MOUNTING BRACKET, TAIL STOCK	29.95
50-4-200	8	CENTER PROTECTIVE COVER	49.95
50-4-201	9	HEX FLANGE BOLT	0.95
50-4-202	10	HANGER	6.95
50-4-203	11	CLIP-NUT	0.95
50-4-204	12	TAPPING SCREW	0.95
50-4-205	13	BIG PLAIN WASHER	0.95
50-4-206	14	TAPPING SCREW	0.95

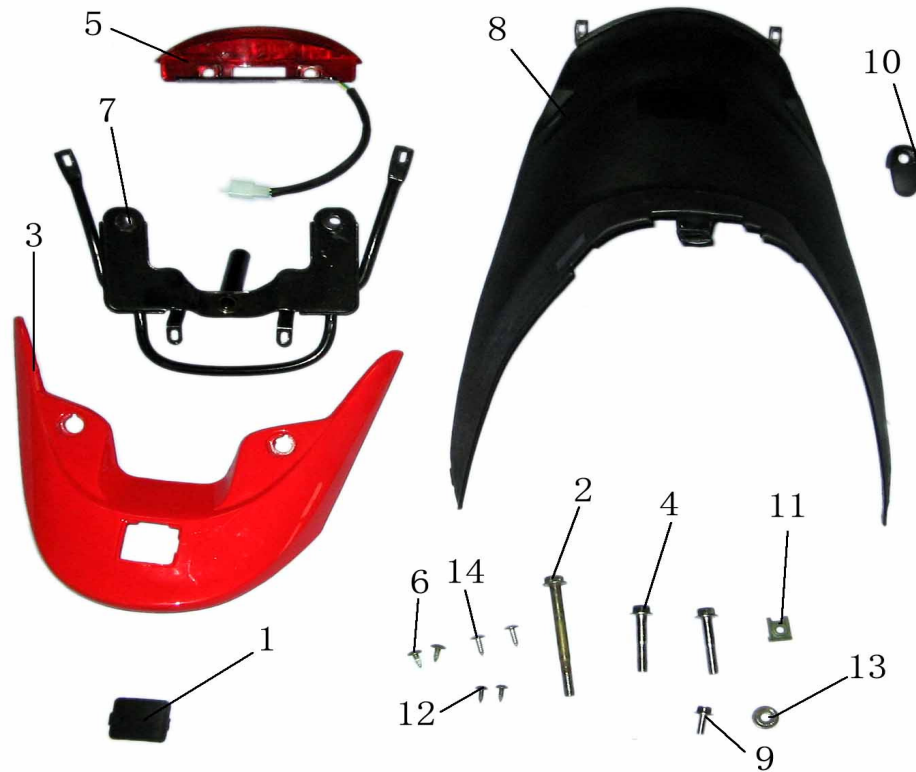


FIG. 19 FRAME



PART NO.	REF.	DESCRIPTION	RETAIL
50-4-207	1	HEX FLANGE BOLT	0.95
50-4-208	2	HEX NUT	0.95
50-4-209	3	BRACKET, TAIL STOCK	12.95
50-4-210	4	LOCK SEAT ASSY, SADDLE	19.95
50-4-211	5	BRACKET, GAS TANK	24.95
50-4-212	6	HEX FLANGE BOLT	0.95
50-4-213	7	FR MOUNTING BRACKET ASSY	14.95
50-4-214	8	FRAME ASSY	125
50-4-215	9	MOUNTING BRACKET ASSY, BOTTOM BOA	24.95
50-4-216	10	MOUNTING BRACKET ASSY, BOTTOM BOA	24.95
50-4-217	11	HEX FLANGE BOLT	0.95
50-4-218	12	MOUNTING AXIS, HANGER	12.95
50-4-219	13	BUSH	9.95
50-4-220	14	NUT, LOCK	0.95
50-4-221	15	HANGER ASSY	59.95
50-4-223	16	HEX FLANGE BOLT	0.95

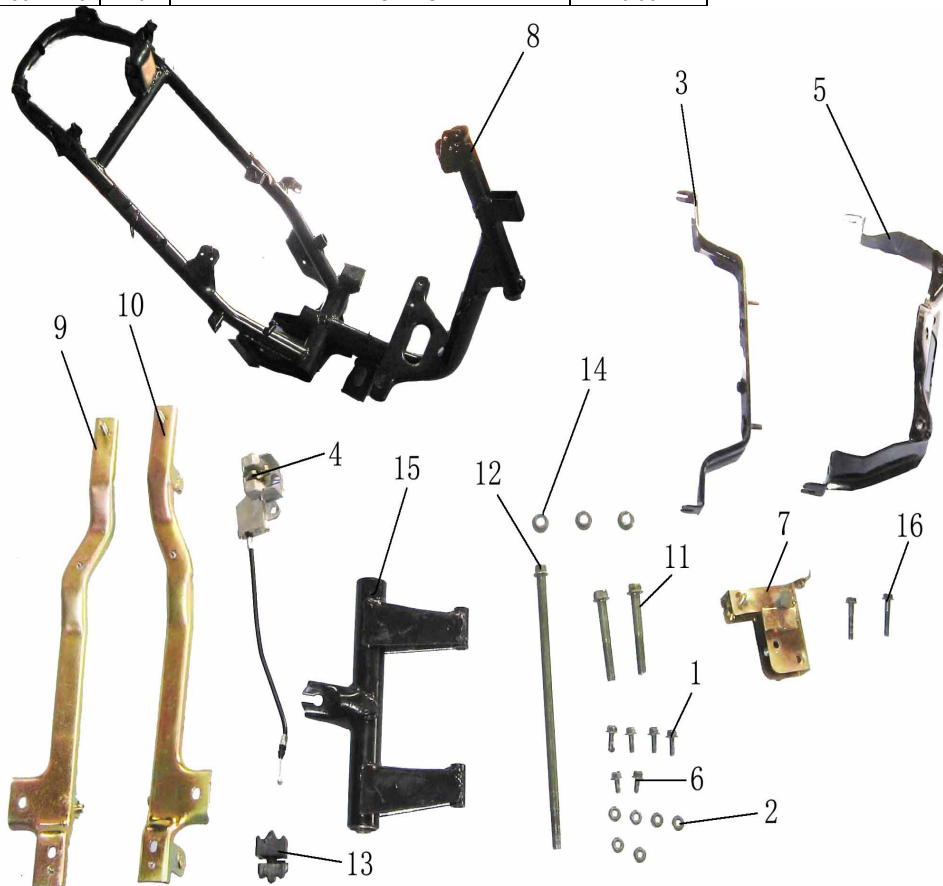


FIG. 20 AIR CLEANER ASSY



PART NO.	REF.	DESCRIPTION	RETAIL
50-4-224	1	COVER, AIR CLEANER	
50-4-225	2	CLIP	3.95
50-4-226	3	ELEMENT, AIR CLEANER	12.95
50-4-227	4	AIR INLET PIPE	12.95
50-4-228	5	INLET STRAINER ASSY, AIR CLEANER	
50-4-229	6	COMPLETE AIR CLEANER	59.95
50-4-230	7	CLIP I, AIR CLEANER CONNECTING PIPE	
50-4-231	8	TAPPING SCREW	
50-4-232	9	CLIP II	3.95
50-4-233	10	SCREW	
50-4-234	11	SCREW	
50-4-235	12	BREATHE PIPE	
50-4-236	13	CLIP II, AIR CLEANER CONNECTING PIPE	
50-4-237	14	PLUG, BREATHE PIPE	
50-4-238	15	BRACKET, AIR CLEANER INLET STRAINER	




FIG. 21 MUFFLER ASSY AND SMALL FENDER



PART NO.	REF.	DESCRIPTION	RETAIL
50-4-239	1	MUFFLER ASSY	109
50-4-240	2	PROTECTIVE COVER, MUFFLER	
50-4-241	3	SPRING WASHER	
50-4-242	4	BOLT	
50-4-243	5	NUT, MUFFLER	
50-4-244	6	SPRING WASHER	
50-4-245	7	PLAIN WASHER	
50-4-246	8	HEX FLANGE BOLT	
50-4-247	9	RR FENDER	16.95
50-4-248	10	MOUNTING BRACKET	7.95
50-4-249	11	CLIP	0.95
50-4-250	12	HEX FLANGE BOLT	0.95
50-4-251	13	TAPPING BOLT	0.95
50-4-252	14	GASKET, MUFFLER	6.95

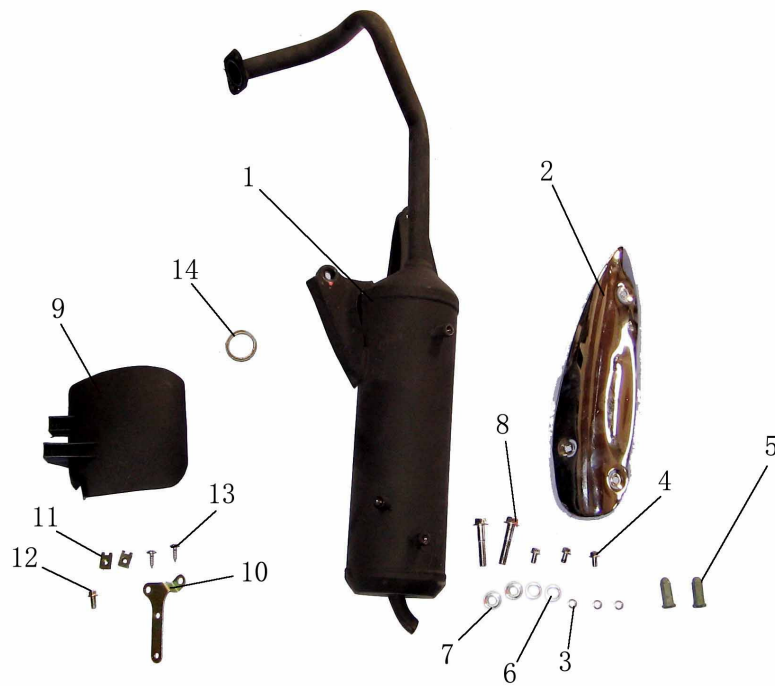


FIG. 22 FRONT BRAKE ASSEMBLY



PART NO.	REF.	DESCRIPTION	RETAIL
50-4-253	1		
50-4-254	2	HEX FLANGE BOLT	0.95
50-4-255	3	FR BRAKE SWITCH	
50-4-256	4	CROSS RECESSED BOLT WITH PLAIN WASHER	
50-4-257	5	COVER, FR BRAKE CYLINDER	
50-4-258	6	OIL SEALER, FR BRAKE CYLINDER COVER	
50-4-259	7	3 TO 9, 11 MASTER CYLINDER	49.95
50-4-260	8	RIGHT BRAKE LEVER	14.95
50-4-261	9	FIXING COVER, RIGHT GRIP	
50-4-262	10	HEX FLANGE BOLT	0.95
50-4-263	11	CROSS RECESSED BOLT	
50-4-264	12	BOLT , GRIP	0.95
50-4-265	13	NUT, LOCK	0.95
50-4-266	14	TUBE, FR BRAKE	29.95
50-4-267	15	OIL BOLT	7.95
50-4-268	16	SEALER	0.95
50-4-269	17	REPOSITION SPRING	
50-4-270	18	BRAKE PAD SET	29.95
50-4-271	19	SPLINT, SUB-CYLINDER	
50-4-272	20	PISTON, BRAKE CYLINDER	
50-4-273	21	BOLT-PIN	
50-4-274	22	BUSH I	
50-4-275	23	BUSH II	
50-4-276	24	CALIPER, FR BRAKE	49.95




FIG. 23 REAR FENDER



PART NO.	REF.	DESCRIPTION	RETAIL
50-4-277	1	RR FENDER	49.95
50-4-278	2	WATER GUARD I	10.95
50-4-279	3	WATER GUARD II	10.95
50-4-280	4	SIDE REFLECTOR	3.95
50-4-281	5	BRACKET, RR LICENSE PLATE	12.95
50-4-282	6	HEX FLANGE BOLT	0.95
50-4-283	7	BIG PLAIN WASHER	0.95




FIG. 24 TOOL KIT



PART NO.	REF.	DESCRIPTION	RETAIL
50-4-284	1	TOOL	24.95
50-4-285	2	BOX	
50-4-286	3	SCREW DRIVER	
50-4-287	4	DOUBLE ENDED SPANNER	
50-4-288	5	DOUBLE ENDED SPANNER	
50-4-289	6	SCREW DRIVER (DOUBLE	
50-4-290	7	TOOL BOX	
50-4-291	8	DOUBLE ENDED SPANNER	
50-4-292	9	HEX SPANNER	

